

# Haines Economic Indicators 2023

## Population

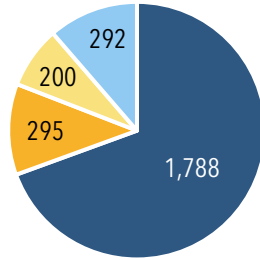
2022 Population: 2,575

Change From 2021: -46 (-2%)

Change From 2018: +106 (+4%)

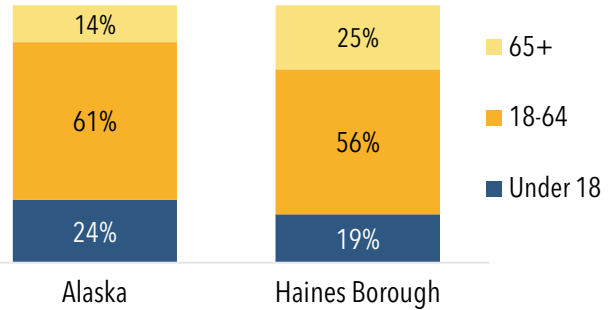
### Population by Place, Haines Borough, 2021

- Haines, 69%
- Mosquito Lake, 11%
- Mud Bay, 8%
- Other, 11%



In 2022, 1,451 individuals aged 18 to 64 lived in the Haines Borough, 56% of the Borough population.

### Population by Age Group, 2022



Haines Borough population grew in the last five years, reversing a trend of annual declines between 2014 and 2017. The state in 2021 projected a 7% population decline in the Borough over the next 30 years, compared to projected declines of 13% for Southeast Alaska and 3% statewide.

## Wage and Salary Employment

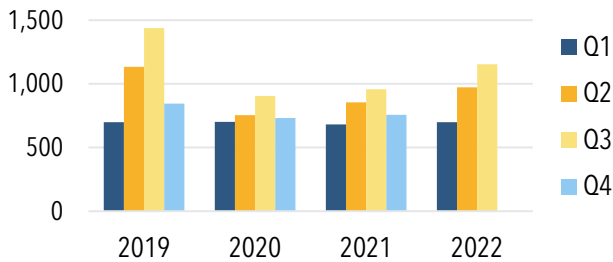
2021 Average Jobs: 813

Change From 2020: +40 (+5%)

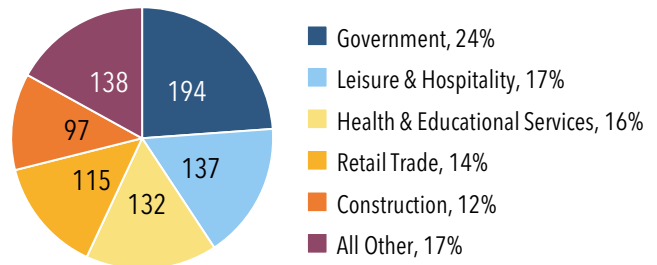
Change From 2019: -216 (-21%)

Though employment in the Borough remains below pre-pandemic levels, preliminary 2022 data shows average employment through Q3 at 941 jobs, up 154 jobs from 2020 levels (787 jobs).

### Average Quarterly Employment, Haines Borough



### Employment by Sector, Haines Borough 2021



In 2021, the top five sectors in the Borough by employment comprised 83% of jobs. Leisure & hospitality was the top sector in 2019 (25% of jobs), followed by government (18% of jobs), a trend that reversed in 2021.

## Sole Proprietor Employment

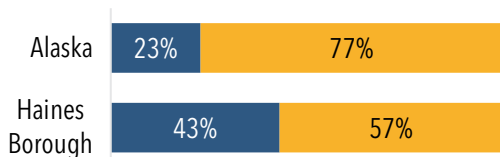
2021 Average Jobs: 637

Change From 2020: +10 (+2%)

Change From 2019: -24 (-4%)

### Employment by Type, 2021

- Sole Proprietors
- Wage and Salary Employees



Sole proprietors in the Borough earned an average \$44,898 in 2021, 27% more than the state average. Sole proprietor employment fell by 5% (34 jobs) from 2019 to 2020, compared to a drop of 25% (258 jobs) in wage and salary employment over the period.

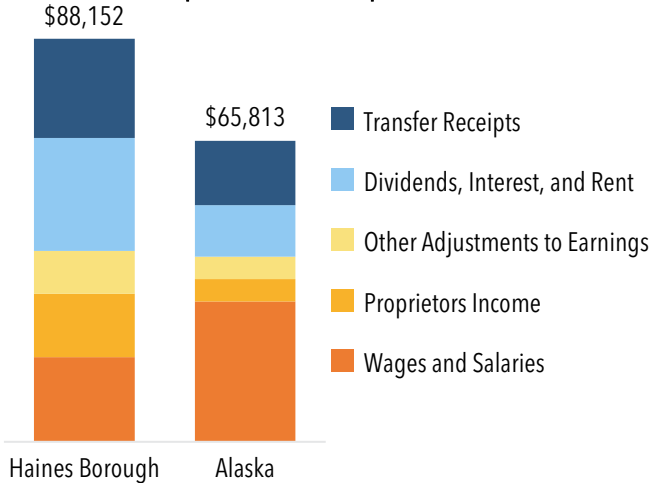
In 2023, 318 Haines-based businesses are registered with the State: 208 LLCs, 60 corporations, and 50 nonprofits. Of these, 130 were formed in the last five years.

# Haines Borough Resident Incomes


2021 Average Wages: \$41,976    Change From 2020: -\$639 (-1%)    Change From 2017: +\$1,728 (+4%)

Note: All data are in 2021 inflation-adjusted terms.

Components of Per Capita Income, 2021



Average Annual Wages, 2021



Despite earning lower average wages, Borough residents' 2021 per capita incomes were 34% higher than those of Alaskans statewide. Wages and salaries comprised 21% of per capita income in Haines Borough, compared to 47% statewide.

Haines residents had higher earnings from sources such as sole proprietor income, dividends, interest, rent payments, and transfer receipts (e.g., social security payments).

## Sector Spotlights

### VISITOR INDUSTRY

Leisure and hospitality employment fell by 67% from 2019 to 2020 (174 jobs), accounting for two-thirds of job losses in the Borough. Preliminary 2022 data shows peak monthly employment at 423 jobs, 67% above 2021 levels (253 jobs), and 17% below 2019 levels (509 jobs).

Passengers	2019	2022	Change
Inbound AMHS	22,400	19,400	-13%
Inbound Shuttle Ferry	26,500*	29,000*	+9%
Inbound Air	9,700	9,300*	-4%
Inbound Highway	43,700	28,300	-35%
Cruise	63,400	58,800	-7%

Notes: Passenger numbers include residents and visitors. To avoid double counting (e.g., cruise passengers using the shuttle ferry), data in this table should not be summed.

\*McKinley Research Group estimate based on preliminary data.

In 2022, 58,800 cruise passengers visited Haines via 88 port calls, including 11 ships rerouted from Skagway due to the rockslide above Skagway's railroad dock.

Independent travel recovery varies by mode of entry. The slowest to recover is highway travel via the Dalton Cache border crossing, which was 35% below pre-pandemic levels in 2022.

### SEAFOOD INDUSTRY

In 2021, 109 Borough residents held active commercial fishing permits, earning a combined \$7.7 million in fisheries across the state. Top species targeted by Haines fishermen were salmon (65 fishermen) and halibut (22 fishermen).

### GOVERNMENT

Government employment in the Borough grew by 7% over the last five years. Of 194 government jobs in 2021, 74% were local government, 21% state, and 13% federal government including military. Federal jobs are the highest paid wage and salary jobs in the Borough, with average annual wages of \$108,708 in 2021.

### HEALTH CARE

As of 2022, 22 health care employers were based in the Borough employing about 130 individuals, the same number as in 2019. Average wages were \$52,050 in 2021, 21% less than what health care workers make statewide.

### MINING

In 2022, about 45 Haines residents were estimated to have worked directly for the Alaska mining industry; while some worked in the Borough, most worked for mines elsewhere in Southeast Alaska.

Sources: Alaska Department of Labor and Workforce Development; Alaska Department of Commerce, Community, and Economic Development; Bureau of Economic Analysis; U.S. Census Bureau American Community Surveys; Commercial Fisheries Entry Commission; Bureau of Transportation Statistics; Alaska Marine Highway System Annual Reports; Cruise Line Agencies of Alaska; Haines Borough Tourism Department 2022 End of Season Visitor Analysis; McKinley Research Group Estimates. This document published April 2023.